



**Circular Economy strategy FRAMEwork  
for sustainable SMEs**

## **IO1: Circular Economy Self-Rate Tool (CE S-R Toll)**

**Task A2: Benchmark analysis of comparable  
Self-Diagnostic or Self-Assessment existing  
tools**

### **Disclaimer:**

Project Agreement No. 2020-1-EL01-KA202-078870



Co-funded by the  
Erasmus+ Programme  
of the European Union



**Output factsheet:**

<b>Funding Programme</b>	Erasmus+ Programme of the European Union
<b>Funding NA</b>	EL01 Greek State Scholarship's Foundation (IKY)
<b>Project full title</b>	Reframe - "Circular Economy strategy FRAMEwork for sustainable SMEs"
<b>Field</b>	Vocational Education and Training
<b>Project Number</b>	2020-1-EL01-KA202-078870
<b>Project Duration</b>	24 months
<b>Project Start Date</b>	01-10-2020
<b>Project End Date:</b>	30-09-2022

**Output details:**

**Output title:** IO1: Circular Economy Self-Rate Tool (CE S-R Tool)

**Task Title:** A2 – Benchmark analysis of comparable Self-Diagnostic or Self-Assessment existing tools

**Output leader:** ISQ

**Task leader:** SIGMA

**Document Control**

Document version	Version	Amendment
V0.1	14/01/2021	Final Version - Draft
V0.2	28/07/2021	Final Version

**Disclaimer**

This project has been funded with support from the European Commission. This publication reflects the views only of the author, and the Commission cannot be held responsible for any use which may be made of the information contained therein.

Contents

1 Acronyms and Abbreviations .....4

2 Introduction .....4

3 Benchmark Analysis Results .....5

Appendix I – Benchmark Analysis per Partner .....8

## 1 Acronyms and Abbreviations

Circular Economy	CE
Circular Economy Self-Rate Tool	CE S-R Tool

## 2 Introduction

The Benchmark Analysis of self-assessment or self-diagnostic existing tools aims at providing insights regarding the features that a self-rate tool should have in order to meet its objectives in terms of:

- User-friendliness
- Structure and clarity
- Comprehensibility
- Graphic Display
- Rating system
- Questions Type
- Duration
- Type of User the tool addressed to
- Recommended features
- Bad features
- Privacy-related issues
- Report Generated



For this reason, each partner identified 3 tools (most of them related with Circular Economy) and assessed them as per the above features. Through the current analysis the characteristics to be adopted and to be avoided of an ideal CE Self-Rate Tool will be described.



---



### Disclaimer

This project has been funded with support from the European Commission. This publication reflects the views only of the author, and the Commission cannot be held responsible for any use which may be made of the information contained therein. Reproduction is authorised provided the source is acknowledged.

### 3 Benchmark Analysis Results

Ideal Self-Rate Tool		
Tool basic Criteria		
	Adopt	Avoid
1. User-friendliness	<ul style="list-style-type: none"> <li>✓ Easy and comprehensive navigation.</li> <li>✓ Step-by-step tool guide.</li> <li>✓ Option for saving the assessment progress to continue later.</li> <li>✓ Enables or disables specific indicators depending on the characteristics of the company assessed.</li> </ul>	<ul style="list-style-type: none"> <li>☒ Each page contains too many questions.</li> <li>☒ Slow account activation.</li> </ul>
2. Structure and clarity	<ul style="list-style-type: none"> <li>✓ Headings indicating sections and sub-sections that the user navigates in.</li> <li>✓ Plain language.</li> <li>✓ Assessment progress indication.</li> <li>✓ Multilingual.</li> </ul>	<ul style="list-style-type: none"> <li>☒ Too much text at each tool's module.</li> </ul>
3. Comprehensibility	<ul style="list-style-type: none"> <li>✓ Both the questions and the answers are easily understandable.</li> <li>✓ Each question has a button +info, which provides more information about each question.</li> </ul>	<ul style="list-style-type: none"> <li>☒ Quite long questions.</li> </ul>
4. Graphic Display	<ul style="list-style-type: none"> <li>✓ Interactive material graphs, photos and charts.</li> <li>✓ Diagrams and charts with labels are displayed in the report generated.</li> </ul>	

Ideal Self-Rate Tool		
Tool basic Criteria		
	Adopt	Avoid
5. Rating system	<ul style="list-style-type: none"> <li>✓ CE scores (percentages and radar scale).</li> <li>✓ Result for Enterprise Circularity and for Employee Circular Culture.</li> <li>✓ The outcome is a % of how circular the product/service is. Red flags are raised if the score is zero.</li> </ul>	
6. Questions Type	✓ Different types of close-ended questions (Multiple-choice, drop-down, YES-NO, Matrix, Rating-scale).	<input checked="" type="checkbox"/> Open-ended questions.
7. Duration	✓ Average time of 15 to 20 minutes per assessment	<input checked="" type="checkbox"/> More than 30 minutes
8. Type of User the tool addressed to	✓ For everyone (Project Scope): <ul style="list-style-type: none"> <li>- Top Management</li> <li>- Employees</li> </ul>	
9. Privacy related issues	<ul style="list-style-type: none"> <li>✓ GDPR requirements are fully in place (privacy notices, consents, etc).</li> <li>✓ User must read and provide his/ her consent or acknowledgment before proceeding.</li> <li>✓ Email, Username and Password are to be collected and processed.</li> </ul>	<input checked="" type="checkbox"/> Excessive processing of personal data.
10. Report Generated	✓ Spider Radar with certain CE aspects and breakdown per aspect comparing the results against the average performance of the sector (Video provided for Radar Explanation).	<input checked="" type="checkbox"/> Too generic report

Ideal Self-Rate Tool			
Tool basic Criteria			
		Adopt	Avoid
		<ul style="list-style-type: none"> <li>✓ Next Steps → Redirection to the CE Experts Course and to CE Implementation Framework based on results.</li> <li>✓ Report can be extracted in pdf.</li> </ul>	
1	Overall	<ul style="list-style-type: none"> <li>✓ Output of the assessment to be a Spider Radar with certain CE aspects and breakdown per aspect comparing the results against the average performance of the sector</li> </ul>	<input checked="" type="checkbox"/> Registration is not required

## Appendix I – Benchmark Analysis per Partner

NTUA			
Benchmark Analysis Table	Tool 1	Tool 2	Tool 3
Name of the Self-Diagnostic/Assessment tool	Environmental Self-Assessment Tool	Circulytics	Circularity check
Website (Provide full URL)	<a href="https://www.netregs.org.uk/tools/environmental-self-assessment-tool/">https://www.netregs.org.uk/tools/environmental-self-assessment-tool/</a>	<a href="https://www.ellenmacarthurfoundation.org/resources/apply/circulytics-measuring-circularity">https://www.ellenmacarthurfoundation.org/resources/apply/circulytics-measuring-circularity</a>	<a href="https://system.wesustainability.com/circularity-check/main.html/Login?page=loginPage&amp;portal=main">https://system.wesustainability.com/circularity-check/main.html/Login?page=loginPage&amp;portal=main</a>
Characteristics - Tool Features	Comments	Comments	Comments
<b>User-friendliness;</b> e.g. How do I navigate through the assessment tool? Is it possible to move back and forward between the pages?	The tool guides you step-by-step till you complete the assessment. You may move back and you may interrupt the assessment and continue on later, using a pin generated by the tool. No registration needed.	The tool offers a very good navigation system. It also enables or disables specific indicators depending on the characteristics of the company assessed	The tool is simple. It's basically an Excel sheet with questions and drop-down menus.
<b>Structure and clarity;</b> e.g. Are there any headings? Does the learner always know where she/he is? Are the questions provided easy to understand in a plain language?	Yes. The questions are simple, and you always know where you stand.	The tool is very comprehensive and clear. It uses easy to understand language but requires a lot of data	Yes. There are headings indicating sections and sub-sections. The language is plain enough.
<b>Comprehensibility;</b> e.g. How comprehensive is the language used?, How do you perceive the complexity of the questions?	The questions are not complex at all. You always answer with "Yes", "No" or "Don't know", etc.	Some of the questions are demanding in terms of data requested, but it's very comprehensive.	The questions have been kept as simple as possible.



	    	<b>Project:</b> Reframe - “Circular Economy strategy FRAMEwork for sustainable SMEs”  <b>Project Agreement No.:</b> 2020-1-EL01-KA202-078870
---	---	--

NTUA			
Benchmark Analysis Table	Tool 1	Tool 2	Tool 3
Name of the Self-Diagnostic/Assessment tool	Environmental Self-Assessment Tool	Circulytics	Circularity check
Website (Provide full URL)	<a href="https://www.netregs.org.uk/tools/environmental-self-assessment-tool/">https://www.netregs.org.uk/tools/environmental-self-assessment-tool/</a>	<a href="https://www.ellenmacarthurfoundation.org/resources/apply/circulytics-measuring-circularity">https://www.ellenmacarthurfoundation.org/resources/apply/circulytics-measuring-circularity</a>	<a href="https://system.wesustain-esm.com/circularity-check/main.html/Login?page=loginPage&amp;portal=main">https://system.wesustain-esm.com/circularity-check/main.html/Login?page=loginPage&amp;portal=main</a>
Characteristics - Tool Features	Comments	Comments	Comments
<b>Graphic Display;</b> e.g. How well graphics are applied to illustrate the content? What is the use of the graphic display in the tool? Pictures, diagrams, colour scheme appropriate?	The graphic environment is generally average.	The layout is excellent.	Practically, it works in an Excel environment
<b>Rating system;</b> e.g. 0-100%/ Quality Metrics etc.	There is no rating or quality metrics. The tool creates a report providing guidance on what you have to do	The tool provides CE scores, comparisons with other similar enterprises, etc.	The outcome is a % of how circular the product/service is. Red flags are raised if the score is zero on one of the phases of the value cycle, or on sustainability
<b>Questions Type;</b> Single-answer/ Multiple answer/ YES-NO or True-False/ Rating Scale/ Dropdown question/ Image choice questions etc.	Simple "Yes" or "No" questions in general	Different types of close- and open-ended questions are included	Different types of close-ended questions are used (answers are provided in drop-down menus)
<b>Duration;</b> (needed to complete the tool)	The tool includes 8 different assessment topics. But you may choose the ones that are important for your company. It took 4-5 min. for the waste field.	The tool is relatively complex and requires extensive info	The tool consists of a questionnaire of about 60 questions

	    	<b>Project:</b> Reframe - “Circular Economy strategy FRAMEwork for sustainable SMEs”  <b>Project Agreement No.:</b> 2020-1-EL01-KA202-078870
---	---	--

NTUA			
Benchmark Analysis Table	Tool 1	Tool 2	Tool 3
Name of the Self-Diagnostic/Assessment tool	Environmental Self-Assessment Tool	Circulytics	Circularity check
Website (Provide full URL)	<a href="https://www.netregs.org.uk/tools/environmental-self-assessment-tool/">https://www.netregs.org.uk/tools/environmental-self-assessment-tool/</a>	<a href="https://www.ellenmacarthurfoundation.org/resources/apply/circulytics-measuring-circularity">https://www.ellenmacarthurfoundation.org/resources/apply/circulytics-measuring-circularity</a>	<a href="https://system.wesustain-esm.com/circularity-check/main.html/Login?page=loginPage&amp;portal=main">https://system.wesustain-esm.com/circularity-check/main.html/Login?page=loginPage&amp;portal=main</a>
Characteristics - Tool Features	Comments	Comments	Comments
<b>Type of User the tool addressed to;</b> e.g., Top Management/ Employees/ Workers etc.	Mainly management personnel	Mainly management personnel	Mainly management personnel
<b>Recommended features;</b> Write the good features of the tool that they can be implemented in our learning tool.	Simple questions - It creates a pdf report with action points stating what you have to do. Moreover, you may interrupt the assessment and continue later using a pin generated by the tool	The list of indicators is comprehensive. It creates a report that rates the company against these indicators, offers an overall rate and compares the results against the average performance of the sector.	It is simple in use. It works in Excel environment. It provides quantitative outcomes and graphs.
<b>Bad features:</b> Write the bad features of the tool that must be avoided in our learning tool.	No rating	It requires registration and is addressed mainly to companies wishing to participate in Circulytics	It requires registration
<b>Privacy-related issues;</b> Is there in place a Privacy Notice if personal data are to be collected?	No - It does not ask for personal data, it is completely anonymous	Yes	GDPR issues are included in Terms of Use
<b>Report Generated;</b> Is the report generated detailed provided insights regarding the	Yes - it generates a report stating what you have to do in order to	Yes. As mentioned, the report rates the company against these indicators, offers an overall rate and	It provides the results (graphs) in an Excel sheet

		<b>Project:</b> Reframe - “Circular Economy strategy FRAMEwork for sustainable SMEs”  <b>Project Agreement No.:</b> 2020-1-EL01-KA202-078870
---	---	--

NTUA			
Benchmark Analysis Table	Tool 1	Tool 2	Tool 3
Name of the Self-Diagnostic/Assessment tool	Environmental Self-Assessment Tool	Circulytics	Circularity check
Website (Provide full URL)	<a href="https://www.netregs.org.uk/tools/environmental-self-assessment-tool/">https://www.netregs.org.uk/tools/environmental-self-assessment-tool/</a>	<a href="https://www.ellenmacarthurfoundation.org/resources/apply/circulytics-measuring-circularity">https://www.ellenmacarthurfoundation.org/resources/apply/circulytics-measuring-circularity</a>	<a href="https://system.wesustain-esm.com/circularity-check/main.html/Login?page=loginPage&amp;portal=main">https://system.wesustain-esm.com/circularity-check/main.html/Login?page=loginPage&amp;portal=main</a>
Characteristics - Tool Features	Comments	Comments	Comments
next steps? Is just a rating based on your assessed knowledge performance?	comply with environmental legislation	compares the results against the average performance of the sector	

SIGMA			
Benchmark Analysis Table	Tool 1	Tool 2	Tool 3
Name of the Self-Diagnostic/Assessment tool	KATCH-e CE Strategist	CTI Tool	Self-Risk Assessment Tool
Website (Provide full URL)	<a href="https://tools.katche.eu/strategist/model/circular">https://tools.katche.eu/strategist/model/circular</a> <a href="https://tools.katche.eu/strategist/model/circular">https://tools.katche.eu/strategist/model/circular</a> <a href="https://tools.katche.eu/strategist/model/circular">https://tools.katche.eu/strategist/model/circular</a>	<a href="https://app.ctitool.com/cti/dashboard">https://app.ctitool.com/cti/dashboard</a>	<a href="https://www.openbriefing.org/resources/security-risk-assessment-tool/">https://www.openbriefing.org/resources/security-risk-assessment-tool/</a>
Characteristics - Tool Features	Comments	Comments	Comments
<b>User-friendliness;</b> e.g. How do I navigate through the assessment tool? Is it possible to move back and forward between the pages?	There are many options that lead to the next step of the tool. This can lead often to user's confusion.	The structure of the tool is quite comprehensive. The user can navigate through the tool easily.	The tool is an Excel worksheet. The navigation through the sheets is easy and comprehensive.

	    	<b>Project:</b> Reframe - “Circular Economy strategy FRAMEwork for sustainable SMEs”  <b>Project Agreement No.:</b> 2020-1-EL01-KA202-078870
---	--	--

SIGMA			
Benchmark Analysis Table	Tool 1	Tool 2	Tool 3
Name of the Self-Diagnostic/Assessment tool	KATCH-e CE Strategist	CTI Tool	Self-Risk Assessment Tool
Website (Provide full URL)	<a href="https://tools.katche.eu/strategist/model/circular">https://tools.katche.eu/strategist/model/circular</a> <a href="https://tools.katche.eu/strategist/model/circular">https://tools.katche.eu/strategist/model/circular</a> <a href="https://tools.katche.eu/strategist/model/circular">https://tools.katche.eu/strategist/model/circular</a>	<a href="https://app.ctitool.com/cti/dashboard">https://app.ctitool.com/cti/dashboard</a>	<a href="https://www.openbriefing.org/resources/security-risk-assessment-tool/">https://www.openbriefing.org/resources/security-risk-assessment-tool/</a>
Characteristics - Tool Features	Comments	Comments	Comments
<b>Structure and clarity;</b> e.g. Are there any headings? Does the learner always know where she/he is? Are the questions provided easy to understand in a plain language?	The tool provides a suitable navigation system. There is a tool guide that the user can read before the starting of the tool.	There is a header that shows the steps anytime the user navigates through the tool. Also, the tool allows the user to forward through all steps even if a step is not successfully completed.	As the tool is structured like an Excel Sheet the user always knows where he/she is.
<b>Comprehensibility;</b> e.g. How comprehensive is the language used? How do you perceive the complexity of the questions?	Excellent appropriate language. The open-ended questions are quite comprehensive even if the user has to add business related data.	The language of the tool is quite comprehensive. Thus, there are "Circular Guidance" that explain any scientific or difficult term.	Suitable language. Also, there are instructions that can guide the user.
<b>Graphic Display;</b> e.g. How well graphics are applied to illustrate the content? What is the use of the graphic display in the tool? Pictures, diagrams, color scheme appropriate?	Simple and user-friendly graphics.	Quite impressive and simple graphics. Helpful for the user to visualize the calculation of the circularity of the organization.	There is only one graphic design in the tool. It could have more diagrams.
<b>Rating system;</b> e.g., 0-100%/ Quality Metrics etc.	Quality Metrics that are calculated automatically. Quite useful as the user can analyze the whole picture anytime.	There is no clear rating system in the tool. In the last step the user can use S.M.A.R.T. Goals and PESTLE Analysis Templates to apply them to the planned improvement actions.	Qualitative and quantitative metrics.

	    	<b>Project:</b> Reframe - “Circular Economy strategy FRAMEwork for sustainable SMEs”  <b>Project Agreement No.:</b> 2020-1-EL01-KA202-078870
---	--	--

SIGMA			
Benchmark Analysis Table	Tool 1	Tool 2	Tool 3
Name of the Self-Diagnostic/Assessment tool	KATCH-e CE Strategist	CTI Tool	Self-Risk Assessment Tool
Website (Provide full URL)	<a href="https://tools.katche.eu/strategist/model/circular">https://tools.katche.eu/strategist/model/circular</a>	<a href="https://app.ctitool.com/cti/dashboard">https://app.ctitool.com/cti/dashboard</a>	<a href="https://www.openbriefing.org/resources/security-risk-assessment-tool/">https://www.openbriefing.org/resources/security-risk-assessment-tool/</a>
Characteristics - Tool Features	Comments	Comments	Comments
<b>Questions Type;</b> Single-answer/ Multiple answer/ YES-NO or True-False/ Rating Scale/ Dropdown question/ Image choice questions etc.	There are many questions with a rating scale. Also, the user in step 1 has to add data in open-ended questions in order to create a business model CANVAS.	There are questions that the user needs to add text regarding his/her company. That is quite time-consuming.	Dropdown List and open-ended questions. The open-ended questions could complicate the user.
<b>Duration;</b> (needed to complete the tool)	About 1 hour.	More than 1 hour.	15-30 minutes
<b>Type of User the tool addressed to;</b> e.g., Top Management/ Employees/ Workers etc.	It mainly applies to management employees.	It mainly applies to management employees.	For Everybody
<b>Recommended features;</b> Write the good features of the tool that they can be implemented in our learning tool.	The user-friendly environment and the comparison between current and circular business model.	The Guidance in each step is a adjuvant feature for the user. The simple graphics is an idea that you could surely implement to our tool.	The duration and the comprehensive language of the tool.
<b>Bad features:</b> Write the bad features of the tool that must be avoided in our learning tool.	There are some open-ended questions that require a deep knowledge of the organization. The duration of the tool could be a negative indicator.	The duration of the tool and some difficult terms. Also, the email for the account activation was sent after 24 hours of the registration.	Just one diagram. Too simple environment.

	   	<b>Project:</b> Reframe - “Circular Economy strategy FRAMEwork for sustainable SMEs”  <b>Project Agreement No.:</b> 2020-1-EL01-KA202-078870
---	--	--

SIGMA			
Benchmark Analysis Table	Tool 1	Tool 2	Tool 3
Name of the Self-Diagnostic/Assessment tool	KATCH-e CE Strategist	CTI Tool	Self-Risk Assessment Tool
Website (Provide full URL)	<a href="https://tools.katche.eu/strategist/model/circular">https://tools.katche.eu/strategist/model/circular</a>	<a href="https://app.ctitool.com/cti/dashboard">https://app.ctitool.com/cti/dashboard</a>	<a href="https://www.openbriefing.org/resources/security-risk-assessment-tool/">https://www.openbriefing.org/resources/security-risk-assessment-tool/</a>
Characteristics - Tool Features	Comments	Comments	Comments
<b>Privacy-related issues;</b> Is there in place a Privacy Notice if personal data are to be collected?	There is a detailed privacy notice and the user need to agree on the terms and conditions of the tool in order to forward.	There is a detailed privacy notice and the user need to agree on the terms and conditions of the tool in order to forward. Though, the tool requires much data (name, surname, company, address of the company, sector, email, mobile phone)	There is no privacy notice. The tool requires registration.
<b>Report Generated;</b> Is the report generated detailed provided insights regarding the next steps? Is just a rating based on your assessed knowledge performance?	The report provided is detailed and can be exported in pdf and word. It is important that in the report is mentioned the comparison between current business model and circular business model by providing strategies that an organization may follow towards circular economy.	Report results can be extracted in pdf so the user can download them. In the report are mentioned the defined circular solutions and business case to formulate targets for improvement to execute related actions.	The results are provided in the Excel Sheet with diagrams.

PCX			
Benchmark Analysis Table	Tool 1	Tool 2	Tool 3
Name of the Self-Diagnostic/Assessment tool	Europeanisation Self-Assessment Toll	Digital Competency	Coronavirus Self-Checker
Website (Provide full URL)	<a href="https://assessment.europeanisation.eu/index.php">https://assessment.europeanisation.eu/index.php</a>	<a href="https://www.digitalskillsaccelerator.eu/radar/">https://www.digitalskillsaccelerator.eu/radar/</a>	<a href="https://www.cdc.gov/coronavirus/2019-ncov/symptoms-testing/coronavirus-self-checker.html">https://www.cdc.gov/coronavirus/2019-ncov/symptoms-testing/coronavirus-self-checker.html</a>
Characteristics - Tool Features	Comments	Comments	Comments
<b>User-friendliness;</b> e.g. How do I navigate through the assessment tool? Is it possible to move back and forward between the pages?			It's like messaging. Excellent interactivity.
<b>Structure and clarity;</b> e.g. Are there any headings? Does the learner always know where she/he is? Are the questions provided easy to understand in a plain language?	It's quite complicate	Quite difficult to start but then its fine	
<b>Comprehensibility;</b> e.g. How comprehensive is the language used? How do you perceive the complexity of the questions?	Very good		
<b>Graphic Display;</b> e.g. How well graphics are applied to illustrate the content? What is the use of the graphic display in the tool? Pictures,	No graphics		Not much about graphics.

	    	<b>Project:</b> Reframe - “Circular Economy strategy FRAMEwork for sustainable SMEs”  <b>Project Agreement No.:</b> 2020-1-EL01-KA202-078870
---	--	--

PCX			
Benchmark Analysis Table	Tool 1	Tool 2	Tool 3
Name of the Self-Diagnostic/Assessment tool	Europeanisation Self-Assessment Toll	Digital Competency	Coronavirus Self-Checker
Website (Provide full URL)	<a href="https://assessment.europeanisation.eu/index.php">https://assessment.europeanisation.eu/index.php</a>	<a href="https://www.digitalskillsaccelerator.eu/radar/">https://www.digitalskillsaccelerator.eu/radar/</a>	<a href="https://www.cdc.gov/coronavirus/2019-ncov/symptoms-testing/coronavirus-self-checker.html">https://www.cdc.gov/coronavirus/2019-ncov/symptoms-testing/coronavirus-self-checker.html</a>
Characteristics - Tool Features	Comments	Comments	Comments
diagrams, color scheme appropriate?			
<b>Rating system;</b> e.g. 0-100%/ Quality Metrics etc.	percentage like a gap analysis	Radar scale	There is no rating systems.
<b>Questions Type;</b> Single-answer/ Multiple answer/ YES-NO or True-False/ Rating Scale/ Dropdown question/ Image choice questions etc.	Multiple choice	Quite a mess at the beginning	Multiple choice and multiple selection
<b>Duration;</b> (needed to complete the tool)	Too long for our case. Took me 30 minutes to complete it well	10 minutes	5 minutes
<b>Type of User the tool addressed to;</b> e.g., Top Management/ Employees/ Workers etc.		for everybody	For everybody
<b>Recommended features;</b> Write the good features of the tool that they can be implemented in our learning tool.	Very good comprehensive results		The messaging type assessment
<b>Bad features:</b> Write the bad features of the	Too many text	Not found any but the answers can be simplified	Need some more graphics



	    	<b>Project:</b> Reframe - “Circular Economy strategy FRAMEwork for sustainable SMEs”  <b>Project Agreement No.:</b> 2020-1-EL01-KA202-078870
---	---	--

PCX			
Benchmark Analysis Table	Tool 1	Tool 2	Tool 3
Name of the Self-Diagnostic/Assessment tool	Europeanisation Self-Assessment Toll	Digital Competency	Coronavirus Self-Checker
Website (Provide full URL)	<a href="https://assessment.europeanisation.eu/index.php">https://assessment.europeanisation.eu/index.php</a>	<a href="https://www.digitalskillsaccelerator.eu/radar/">https://www.digitalskillsaccelerator.eu/radar/</a>	<a href="https://www.cdc.gov/coronavirus/2019-ncov/symptoms-testing/coronavirus-self-checker.html">https://www.cdc.gov/coronavirus/2019-ncov/symptoms-testing/coronavirus-self-checker.html</a>
Characteristics - Tool Features	Comments	Comments	Comments
tool that must be avoided in our learning tool.			
<b>Privacy-related issues;</b> Is there in place a Privacy Notice if personal data are to be collected?	Not seen any issues	Not found any	Not found any
<b>Report Generated;</b> Is the report generated detailed provided insights regarding the next steps? Is just a rating based on your assessed knowledge performance?	Very good report. Can be exported in pdf also.	Very good result with pdf report and other help. It has also a video for explanation of the radar system.	The report is a generic with several things to do. Very un-user-friendly.

	    	<b>Project:</b> Reframe - “Circular Economy strategy FRAMEwork for sustainable SMEs”  <b>Project Agreement No.:</b> 2020-1-EL01-KA202-078870
---	--	--

ISQ			
Benchmark Analysis Table	Tool 1	Tool 2	Tool 3
Name of the Self-Diagnostic/Assessment tool	The CTI tool		EDUZWACE Project - Diagnostic Tool
Website (Provide full URL)	<a href="https://www.wbcsd.org/Programs/Circular-Economy/Factor-10/Metrics-Measurement/Circular-transition-indicators">https://www.wbcsd.org/Programs/Circular-Economy/Factor-10/Metrics-Measurement/Circular-transition-indicators</a> <a href="https://ctitool.com/">https://ctitool.com/</a>	<a href="https://teknologiateollisuus.fi/fi/circular-economy-playbook">https://teknologiateollisuus.fi/fi/circular-economy-playbook</a>	<a href="https://www.eduzwace.eu/index.php/diagnostic-tool">https://www.eduzwace.eu/index.php/diagnostic-tool</a>
Characteristics - Tool Features	Comments	Comments	Comments
<b>User-friendliness;</b> e.g. How do I navigate through the assessment tool? Is it possible to move back and forward between the pages?	Needs registration and I got the following email: "Thanks for registering for the CTI tool. We are keen to support you in calculating your circularity! It looks like this is the second time that someone from your organization has registered for a CTI account. With the essential subscription that you have registered for, it is not possible to create multiple accounts for one organization. The essential subscription only allows for a single assessment. This is ideal for getting familiar with the framework and the tool. However, for the assessment of multiple business units, product lines or site locations, or for tracking progress over time, we offer the professional subscription. For more information on the differences between the subscriptions,	No registration needed. It's also downloadable. Excel file.	No registration needed. It's also downloadable.

	    	<b>Project:</b> Reframe - "Circular Economy strategy FRAMEwork for sustainable SMEs"  <b>Project Agreement No.:</b> 2020-1-EL01-KA202-078870
---	--	--

ISQ			
Benchmark Analysis Table	Tool 1	Tool 2	Tool 3
Name of the Self-Diagnostic/Assessment tool	The CTI tool		EDUZWACE Project - Diagnostic Tool
Website (Provide full URL)	<a href="https://www.wbcsd.org/Programs/Circular-Economy/Factor-10/Metrics-Measurement/Circular-transition-indicators">https://www.wbcsd.org/Programs/Circular-Economy/Factor-10/Metrics-Measurement/Circular-transition-indicators</a> <a href="https://ctitool.com/">https://ctitool.com/</a>	<a href="https://teknologiateollisuus.fi/fi/circular-economy-playbook">https://teknologiateollisuus.fi/fi/circular-economy-playbook</a>	<a href="https://www.eduzwace.eu/index.php/diagnostic-tool">https://www.eduzwace.eu/index.php/diagnostic-tool</a>
Characteristics - Tool Features	Comments	Comments	Comments
	please visit the CTI Tool web page. [N o other options available. Dead end.]		
<b>Structure and clarity;</b> e.g. Are there any headings? Does the learner always know where she/he is? Are the questions provided easy to understand in a plain language?	x	Yes. Its divided by sheets.	Headings are always visible. You can navigate between them. All the questions are visible too, so you know how your progress goes. Tool available in Czech, German, Greek, Polish, Portuguese, Romanian, Slovak, Slovenian and Spanish.
<b>Comprehensibility;</b> e.g. How comprehensive is the language used? How do you perceive the complexity of the questions?	x	No questions. We should input values (costs)	Questions are "more" statements that you need to rate in terms of "Not relevant", "Absence" "Preparation" or "Integration".
<b>Graphic Display;</b> e.g. How well graphics are applied to illustrate the content? What is the use of the graphic display in the tool? Pictures, diagrams, color scheme appropriate?	x	It's an excel file with tables and charts	Diagrams and charts with labels are displayed in the report generated. You can also check a "prioritization" chart and colors are also used to distinguish different evaluation areas.

	    	<b>Project:</b> Reframe - “Circular Economy strategy FRAMEwork for sustainable SMEs”  <b>Project Agreement No.:</b> 2020-1-EL01-KA202-078870
---	---	--

ISQ			
Benchmark Analysis Table	Tool 1	Tool 2	Tool 3
Name of the Self-Diagnostic/Assessment tool	The CTI tool		EDUZWACE Project - Diagnostic Tool
Website (Provide full URL)	<a href="https://www.wbcsd.org/Programs/Circular-Economy/Factor-10/Metrics-Measurement/Circular-transition-indicators">https://www.wbcsd.org/Programs/Circular-Economy/Factor-10/Metrics-Measurement/Circular-transition-indicators</a> <a href="https://ctitool.com/">https://ctitool.com/</a>	<a href="https://teknologiateollisuus.fi/fi/circular-economy-playbook">https://teknologiateollisuus.fi/fi/circular-economy-playbook</a>	<a href="https://www.eduzwace.eu/index.php/diagnostic-tool">https://www.eduzwace.eu/index.php/diagnostic-tool</a>
Characteristics - Tool Features	Comments	Comments	Comments
<b>Rating system;</b> e.g. 0-100%/ Quality Metrics etc.	x	Quantitative (costs) and %	Qualitative Score and %
<b>Questions Type;</b> Single-answer/ Multiple answer/ YES-NO or True-False/ Rating Scale/ Dropdown question/ Image choice questions etc.	x	Numbers and costs (EUR)	Prioritization Tab; Multiple-choice questions; Fill-in questions; KPIs; Interpretation of results
<b>Duration;</b> (needed to complete the tool)	x	Not easy to complete. Many numbers to fill in five different "Business model inputs": 1) Circular supply chain; 2) Sharing Platform; 3) Product Life Extension; 4) Recovery and Recycling; 6)Product as a Service	32 questions
<b>Type of User the tool addressed to;</b> e.g. Top Management/ Employees/ Workers etc.	General Employees (I suppose)	Top Management (concerning the nature of data that is requested)	Both. A Training Course - related to this tool - was developed for top managers and employees.
<b>Recommended features;</b> Write the good features of the tool that they can be implemented in our learning tool.	x	This is not a comprehensive business case tool, but rather a tool to help to: - understand the value levers of circular business models and their sub-	Graphics: the opportunity to download the tool and fill it offline; user manual and practical example.

	    	<b>Project:</b> Reframe - "Circular Economy strategy FRAMEwork for sustainable SMEs"  <b>Project Agreement No.:</b> 2020-1-EL01-KA202-078870
---	---	--

ISQ			
Benchmark Analysis Table	Tool 1	Tool 2	Tool 3
Name of the Self-Diagnostic/Assessment tool	The CTI tool		EDUZWACE Project - Diagnostic Tool
Website (Provide full URL)	<a href="https://www.wbcsd.org/Programs/Circular-Economy/Factor-10/Metrics-Measurement/Circular-transition-indicators">https://www.wbcsd.org/Programs/Circular-Economy/Factor-10/Metrics-Measurement/Circular-transition-indicators</a> <a href="https://ctitool.com/">https://ctitool.com/</a>	<a href="https://teknologiateollisuus.fi/fi/circular-economy-playbook">https://teknologiateollisuus.fi/fi/circular-economy-playbook</a>	<a href="https://www.eduzwace.eu/index.php/diagnostic-tool">https://www.eduzwace.eu/index.php/diagnostic-tool</a>
Characteristics - Tool Features	Comments	Comments	Comments
		models - estimate revenue potential, cost impact and investment need for your company through simple calculations - identify the most promising circular business models from a financial perspective	
<b>Bad features:</b> Write the bad features of the tool that must be avoided in our learning tool.	it is not possible to create multiple accounts for one organization. Requested other registration, still waiting for the answer. However, it looks like that that have support "CHAT" "DEMO SESSION" here: <a href="https://meetings.circular-iq.com/rolfgelpke">https://meetings.circular-iq.com/rolfgelpke</a>	Looks confusing and hard to fill and analyse.	"No bench marketing"; not adapted to a specific sector; too general
<b>Privacy-related issues;</b> Is there in place a Privacy Notice if personal data are to be collected?	The e-mail received states: "It is our privacy policy to not share contact details without approval of the person in question. If you want, I could share your details with the other account holder and ask him/her to add you to the account."	Its downloadable. No privacy issues.	Could not find it.

	    	<b>Project:</b> Reframe - "Circular Economy strategy FRAMEwork for sustainable SMEs"  <b>Project Agreement No.:</b> 2020-1-EL01-KA202-078870
---	---	--

ISQ			
Benchmark Analysis Table	Tool 1	Tool 2	Tool 3
Name of the Self-Diagnostic/Assessment tool	The CTI tool		EDUZWACE Project - Diagnostic Tool
Website (Provide full URL)	<a href="https://www.wbcsd.org/Programs/Circular-Economy/Factor-10/Metrics-Measurement/Circular-transition-indicators">https://www.wbcsd.org/Programs/Circular-Economy/Factor-10/Metrics-Measurement/Circular-transition-indicators</a> <a href="https://ctitool.com/">https://ctitool.com/</a>	<a href="https://teknologiateollisuus.fi/fi/circular-economy-playbook">https://teknologiateollisuus.fi/fi/circular-economy-playbook</a>	<a href="https://www.eduzwace.eu/index.php/diagnostic-tool">https://www.eduzwace.eu/index.php/diagnostic-tool</a>
Characteristics - Tool Features	Comments	Comments	Comments
<b>Report Generated;</b> Is the report generated detailed provided insights regarding the next steps? Is just a rating based on your assessed knowledge performance?	x	The tool should be used only for one product, meaning that you should create a separate copy of the Excel file for each product you want to assess	Yes, suggests improvement performance measures. But maybe, too general, you need to interpret the numbers.
Extra Feature 1;	Case studies available @ <a href="https://ctitool.com/">https://ctitool.com/</a>	This is a VALUE CASE TOOL - CIRCULAR ECONOMY BUSINESS MODELS - of the Circular Economy for the <b>Finnish Manufacturing Industry Programme</b> . It looks quite interesting to look in deep concerning that is dedicated to one of the Reframe" sectors	Training course related, Knowledge Hub and a Collaborative Section: <a href="https://www.eduzwace.eu/">https://www.eduzwace.eu/</a>
Extra Feature 2;	Tailored support here: <a href="https://meetings.circular-iq.com/rolfgelpke">https://meetings.circular-iq.com/rolfgelpke</a>	The supporting documentation/tools related: 1) Business model development toolkit; 2) Capability maturity assessment; 3)Technology maturity assessment tool; 4)Culture gap analysis; 5)Ecosystem partner identification; 6)Funding requirement	

	    	<b>Project:</b> Reframe - “Circular Economy strategy FRAMEwork for sustainable SMEs”  <b>Project Agreement No.:</b> 2020-1-EL01-KA202-078870
---	--	--

ISQ			
Benchmark Analysis Table	Tool 1	Tool 2	Tool 3
Name of the Self-Diagnostic/Assessment tool	The CTI tool		EDUZWACE Project - Diagnostic Tool
Website (Provide full URL)	<a href="https://www.wbcsd.org/Programs/Circular-Economy/Factor-10/Metrics-Measurement/Circular-transition-indicators">https://www.wbcsd.org/Programs/Circular-Economy/Factor-10/Metrics-Measurement/Circular-transition-indicators</a> <a href="https://ctitool.com/">https://ctitool.com/</a>	<a href="https://teknologiateollisuus.fi/fi/circular-economy-playbook">https://teknologiateollisuus.fi/fi/circular-economy-playbook</a>	<a href="https://www.eduzwace.eu/index.php/diagnostic-tool">https://www.eduzwace.eu/index.php/diagnostic-tool</a>
Characteristics - Tool Features	Comments	Comments	Comments
		analysis; 7)Roadmap development; 8)Business model canvas	

CSMKIK			
Benchmark Analysis Table	Tool 1	Tool 2	Tool 3
Name of the Self-Diagnostic/Assessment tool	Creativity Diagnostic Tool	Circularity Tool of Inedit	CTI Tool
Website (Provide full URL)	<a href="http://innospark-ict.eu/innosparktool/">http://innospark-ict.eu/innosparktool/</a>	<a href="https://circular.ineditinnova.com/">https://circular.ineditinnova.com/</a>	<a href="https://it.surveymonkey.com/r/bsi-ca-tool">https://it.surveymonkey.com/r/bsi-ca-tool</a>
Characteristics - Tool Features	Comments	Comments	Comments
<b>User-friendliness;</b> e.g. How do I navigate through the assessment tool? Is it possible to move back and forward between the pages?	It is user-friendly and you can navigate backward and forward among the pages	Easy to register, easy to navigate, you can freely move back and forth	The tool was very user friendly, short registration and easy to navigate. Though u could not go back and forth between the pages/questions. I did not feel it was a problem.
<b>Structure and clarity;</b> e.g. Are there any headings? Does the learner always know where she/he is?	Very clear questions, instructions, and structure	There are headings, the questions and the answers are also easily understandable, the language used is	The given set of question is belonging to a given topic (e.g., Collaboration, Knowledge, Innovation, Stewardship etc.). The

 Co-funded by the Erasmus+ Programme of the European Union	    	<b>Project:</b> Reframe - “Circular Economy strategy FRAMEwork for sustainable SMEs”  <b>Project Agreement No.:</b> 2020-1-EL01-KA202-078870
---	--	--

CSMKIK			
Benchmark Analysis Table	Tool 1	Tool 2	Tool 3
Name of the Self-Diagnostic/Assessment tool	Creativity Diagnostic Tool	Circularity Tool of Inedit	CTI Tool
Website (Provide full URL)	<a href="http://innospark-ict.eu/innosparktool/">http://innospark-ict.eu/innosparktool/</a>	<a href="https://circular.ineditinnova.com/">https://circular.ineditinnova.com/</a>	<a href="https://it.surveymonkey.com/r/bsi-ca-tool">https://it.surveymonkey.com/r/bsi-ca-tool</a>
Characteristics - Tool Features	Comments	Comments	Comments
Are the questions provided easy to understand in a plain language?		appropriate and clear, without any ambiguity.	questions are easy to understand, the answers are always the same: fully considered/partly considered/not considered. So the structure and logic is consistent and coherent.
<b>Comprehensibility;</b> e.g. How comprehensive is the language used? How do you perceive the complexity of the questions?	Both the questions and the answers are easily understandable	each question has a button +info, which provides more information about each question.	Simple language, easy to understand, no ambiguity detected.
<b>Graphic Display;</b> e.g. How well graphics are applied to illustrate the content? What is the use of the graphic display in the tool? Pictures, diagrams, color scheme appropriate?	There are not too many graphics, maybe mostly at the evaluation phase. What I liked is that in the evaluation, different color codes were used for different skill-areas (e.g., all skills belonging to Emotional intelligence were marked pink in the pie chart presenting the results)	No pictures, only a pie chart with the results.	No graphics, just questions and answers
<b>Rating system;</b> e.g., 0-100%/ Quality Metrics etc.	results expressed in %	When all the questions have been answered (all the circles will be marked in orange), the calculation button becomes enabled, which will calculate the survey score based on the answers provided. The achieved results are expressed in %, indicating	I cannot tell anything about the rating system, as the tool is not generating it automatically, but the experts will prepare an evaluation of results. For me, as a user, this was a disappointment.



	    	<b>Project:</b> Reframe - “Circular Economy strategy FRAMEwork for sustainable SMEs”  <b>Project Agreement No.:</b> 2020-1-EL01-KA202-078870
---	---	--

CSMKIK			
Benchmark Analysis Table	Tool 1	Tool 2	Tool 3
Name of the Self-Diagnostic/Assessment tool	Creativity Diagnostic Tool	Circularity Tool of Inedit	CTI Tool
Website (Provide full URL)	<a href="http://innospark-ict.eu/innosparktool/">http://innospark-ict.eu/innosparktool/</a>	<a href="https://circular.ineditinnova.com/">https://circular.ineditinnova.com/</a>	<a href="https://it.surveymonkey.com/r/bsi-ca-tool">https://it.surveymonkey.com/r/bsi-ca-tool</a>
Characteristics - Tool Features	Comments	Comments	Comments
		for each respective area if the potential for improvement is high, medium or low. There are also improvement proposals incorporated, accompanied by respective success stories.	
<b>Questions Type;</b> Single-answer/ Multiple answer/ YES-NO or True-False/ Rating Scale/ Dropdown question/ Image choice questions etc.	Single answer, drag and drop images, move the slide on a scale - rich variety of questions, kept me alert and my attention was constantly focused.	Statement: it is the title of the question. The button +info provides more information about the question. Possible answers: different scenarios are shown in white. It is necessary to choose the one that is closest to the reality of the company. Answers can be justified by an explanatory description.	One question three answers. It was rather a statement, in connection to which you had to decide whether your company fully considered it, partly considered it, or did not consider it at all.
<b>Duration;</b> (needed to complete the tool)	Not too long, not too short, approximately 20 minutes	Not too long, not too short, 15 minutes.	It was a bit long, took more than half an hour.
<b>Type of User the tool addressed to;</b> e.g., Top Management/ Employees/ Workers etc.	employees, individuals	employees, management	employees, management, it was not restrictive
<b>Recommended features;</b> Write the good features of the tool that	Progress bar for tracking how many questions are remaining until the end, the results can be downloaded, the results in percentage are	Progress tracking, the button +instructions is available throughout the survey process to be able to	Coherence of the structure of questions and answers

	    	<b>Project:</b> Reframe - “Circular Economy strategy FRAMEwork for sustainable SMEs”  <b>Project Agreement No.:</b> 2020-1-EL01-KA202-078870
---	--	--

CSMKIK			
Benchmark Analysis Table	Tool 1	Tool 2	Tool 3
Name of the Self-Diagnostic/Assessment tool	Creativity Diagnostic Tool	Circularity Tool of Inedit	CTI Tool
Website (Provide full URL)	<a href="http://innospark-ict.eu/innosparktool/">http://innospark-ict.eu/innosparktool/</a>	<a href="https://circular.ineditinnova.com/">https://circular.ineditinnova.com/</a>	<a href="https://it.surveymonkey.com/r/bsi-ca-tool">https://it.surveymonkey.com/r/bsi-ca-tool</a>
Characteristics - Tool Features	Comments	Comments	Comments
they can be implemented in our learning tool.	accompanied by textual evaluation and recommendations as well	check the instructions in case of doubts. The button +info provides more information about each question. Circles indicating the status of the questions: The circles allow you to go directly to the desired question. Empty orange circle: pending question. Full orange circle: already answered question. Black-marked circle: current question	
<b>Bad features:</b> Write the bad features of the tool that must be avoided in our learning tool.	Graphic design of the questions and self-evaluation part should be improved	Graphic design should be improved - it was too monotonous going through the questions. Besides this, all the questions followed the same pattern, thus filling the questionnaire was monotonous.	No immediate feedback on the results - this was a big disappointment for me, and it should be avoided. Even a not that detailed evaluation would be better than nothing immediately.
<b>Privacy-related issues;</b> Is there in place a Privacy Notice if personal data are to be collected?	there is no privacy policy in place	GDPR issues duly taken care of.	GDPR issues duly taken care of

	    	<p><b>Project:</b> Reframe - “Circular Economy strategy FRAMEwork for sustainable SMEs”</p> <p><b>Project Agreement No.:</b>2020-1-EL01-KA202-078870</p>
---	---	--

CSMKIK			
Benchmark Analysis Table	Tool 1	Tool 2	Tool 3
Name of the Self-Diagnostic/Assessment tool	Creativity Diagnostic Tool	Circularity Tool of Inedit	CTI Tool
Website (Provide full URL)	<a href="http://innospark-ict.eu/innosparktool/">http://innospark-ict.eu/innosparktool/</a>	<a href="https://circular.ineditinnova.com/">https://circular.ineditinnova.com/</a>	<a href="https://it.surveymonkey.com/r/bsi-ca-tool">https://it.surveymonkey.com/r/bsi-ca-tool</a>
Characteristics - Tool Features	Comments	Comments	Comments
<b>Report Generated;</b> Is the report generated detailed provided insights regarding the next steps? Is just a rating based on your assessed knowledge performance?	There is a report based on each skill area in detail. The report contains not just the evaluation of a certain area, but also provides links and materials with the help of which those skill areas can be improved. The user has the possibility to download his/her results in pdf form.	A report is presented in a form of proposal for improvements, listing strategies to apply to different areas (e.g., recycling, repair, reuse, remanufacture etc.). Each strategy is also backed-up and illustrated with a successful case from a big company.	Unfortunately, it did not generate a report, but it said that the experts will send a report once they analyse my results.
Extra Feature 1;	The same color-codes are present in all developed materials ( training materials, curriculum etc.)	Success cases	
Extra Feature 2;		The button +instructions is available throughout the survey process to be able to check the instructions in case of doubts. The button +info provides more information about each question.	

	    	<b>Project:</b> Reframe - “Circular Economy strategy FRAMEwork for sustainable SMEs”  <b>Project Agreement No.:</b> 2020-1-EL01-KA202-078870
---	---	--

CCI VRATSA			
Benchmark Analysis Table	Tool 1	Tool 2	Tool 3
Name of the Self-Diagnostic/Assessment tool	WHAT CAREER IS RIGHT FOR ME?	Inedit circularity tool	Self-assessment tool for second chance entrepreneurs
Website (Provide full URL)	<a href="https://www.whatcareerisrightforme.com/">https://www.whatcareerisrightforme.com/</a>	<a href="https://circular.ineditinnova.com/">https://circular.ineditinnova.com/</a>	<a href="https://2revive.eu/self-assessment/">https://2revive.eu/self-assessment/</a>
Characteristics - Tool Features	Comments	Comments	Comments
<b>User-friendliness;</b> e.g. How do I navigate through the assessment tool? Is it possible to move back and forward between the pages?	No need of registration in order to take the course, user friendly	One can go back and forward between the pages, easy to navigate	It is not possible to move back to previous questions. Easy to use since it does not require registration.
<b>Structure and clarity;</b> e.g. Are there any headings? Does the learner always know where she/he is? Are the questions provided easy to understand in a plain language?	The text is composed of 4 brief sections covering your skills, interests, style, and values. Language is easy to understand. There are headings.	There are headings, clear structure, not a plain language but understandable	There are headings and clear directions; the content is easy to comprehend and written in an understandable language.
<b>Comprehensibility;</b> e.g. How comprehensive is the language used? How do you perceive the complexity of the questions?	Questions are not complex	Questions are relatively complex	The language used is very comprehensive, the questions are not complex, just quite long.
<b>Graphic Display;</b> e.g. How well graphics are applied to illustrate the content? What is the use of the graphic display in the tool? Pictures, diagrams, color scheme appropriate?	The layout is not graphically appealing, no pictures or diagrams.	Graphics properly illustrate content. More colors could be used to be more appealing	There are a lot of pictures, a nice graphic display.
<b>Rating system;</b> e.g. 0-100%/ Quality Metrics etc.	Ranking the meaning of statements from no value to high value	0-100%	0-100% in different categories. 25 is the maximum score per category.

	    	<b>Project:</b> Reframe - “Circular Economy strategy FRAMEwork for sustainable SMEs”  <b>Project Agreement No.:</b> 2020-1-EL01-KA202-078870
---	---	--

CCI VRATSA			
Benchmark Analysis Table	Tool 1	Tool 2	Tool 3
Name of the Self-Diagnostic/Assessment tool	WHAT CAREER IS RIGHT FOR ME?	Inedit circularity tool	Self-assessment tool for second chance entrepreneurs
Website (Provide full URL)	<a href="https://www.whatcareerisrightforme.com/">https://www.whatcareerisrightforme.com/</a>	<a href="https://circular.ineditinnova.com/">https://circular.ineditinnova.com/</a>	<a href="https://2revive.eu/self-assessment/">https://2revive.eu/self-assessment/</a>
Characteristics - Tool Features	Comments	Comments	Comments
<b>Questions Type;</b> Single-answer/ Multiple answer/ YES-NO or True-False/ Rating Scale/ Dropdown question/ Image choice questions etc.	Rating scale	Multiple answer with an option for answers justification	Multiple answer
<b>Duration;</b> (needed to complete the tool)	Takes around 10 minutes	15 minutes	It takes around 40 minutes; some questions have too long text.
<b>Type of User the tool addressed to;</b> e.g., Top Management/ Employees/ Workers etc.	University students, graduates or people who are not satisfied with their current job	Management but can be used by employees as well	Addressed to all
<b>Recommended features;</b> Write the good features of the tool that they can be implemented in our learning tool.	No registration required, short time for completion.	Easy to navigate; instructions and help buttons	There is no need to register in order to complete the assessment; no need to enter personal data. There are links and suggestions for further reading as well as some interesting facts/statistics on the topic.
<b>Bad features:</b> Write the bad features of the tool that must be avoided in our learning tool.	Layout can be improved	Should be more interactive and graphically appealing	We should avoid very long texts. It can be useful if the user can go back to amend previous input of information.
<b>Privacy-related issues;</b> Is there in place a Privacy Notice if personal data are to be collected?	No personal data collected	Yes, before one starts the assessment	No personal data collected

	    	<b>Project:</b> Reframe - “Circular Economy strategy FRAMEwork for sustainable SMEs”  <b>Project Agreement No.:</b> 2020-1-EL01-KA202-078870
---	---	--

CCI VRATSA			
Benchmark Analysis Table	Tool 1	Tool 2	Tool 3
Name of the Self-Diagnostic/Assessment tool	WHAT CAREER IS RIGHT FOR ME?	Inedit circularity tool	Self-assessment tool for second chance entrepreneurs
Website (Provide full URL)	<a href="https://www.whatcareeristherightforme.com/">https://www.whatcareeristherightforme.com/</a>	<a href="https://circular.ineditinnova.com/">https://circular.ineditinnova.com/</a>	<a href="https://2revive.eu/self-assessment/">https://2revive.eu/self-assessment/</a>
Characteristics - Tool Features	Comments	Comments	Comments
<b>Report Generated;</b> Is the report generated detailed provided insights regarding the next steps? Is just a rating based on your assessed knowledge performance?	Based on the answers they recommend you several careers with related job titles, annual wage, etc. (in the US)	Report results can be extracted in pdf; there are suggestions for further reading	Generated report provides detailed info on the scores, next steps, further reading. Can be extracted in pdf. One can also extract in pdf useful links.